



LEED
QUALIFYING



MADE IN














U. S. A.

 **MCA**[®]
Clay Roof Tile
General Catalog

MCA... Timeless Beauty

THE LEADER IN THE CLAY ROOF TILE INDUSTRY IN THE U.S.A.



	Table of Contents & Introduction	2
	Project Portfolio	3-15
	One Piece "S" Mission Blends & Colors	16-19
	Classic "S" Mission Blends	20-21
	Corona Tapered Mission™ Blends & Colors	22-25
	Classic Tapered Mission Blends & Colors	26-29
	Roman Pan Blends & Colors	30-33
	8" Wide Straight Mission Blends & Colors	34-35
	Turret Tile® Turret Portfolio	36-37
	Oriental Style Color Selection	38-39
	Historical Clay Roof Tile Accessories & Ornaments	40-41
	Unique Products & Unique Applications	42-43
	Why MCA Clay Tile?	44



With over a century of experience, MCA has progressively developed expertise in transforming rich, red clay into sophisticated clay roofing tiles, offering homeowners, builders, and architects alike, distinctive roofing options.

MCA is a leader in innovation and invention, applying new technology to an old-world art. Historical Tile, Turret Tile®, and Dome Tile are only a few examples of MCA's revolutionary product lines, created to meet almost any design specification.




The first clay roof tile manufacturer to introduce both Energy Star® and Cool Roof tile to the industry, MCA has consistently been at the forefront of environmentally friendly and energy efficient clay roof products. MCA clay tiles are also qualified by the US Green Building Counsel's LEED program. **LEED QUALIFYING**

In addition to superior quality tile, MCA's outstanding customer service provides contractors, homeowners, architects, designers and everyone in between with exceptional technical support.

A commitment to quality, a broad range of clay tile products, and a dedication to provide the best products possible while competitively priced, makes MCA the leader in the clay roof tile industry in the U.S.A.

This newly updated General Catalog contains MCA Clay Roof Tile's wide selection of styles, textures, colors, and blends. Fully illustrated, this brochure includes profile dimensions, color selections, LEED and Cool Roof information. After choosing a specific style, please refer to our individual product brochures for more detailed information. To request additional brochures, contact the MCA Sales Office at 800-736-6221, email to sales@mca-tile.com, or visit our website at www.mca-tile.com.



Stone Creek Ranch, La Quinta, CA - 2/3 B317-R Taupe Smoke Blend, 1/3 B340-R Vintage Red Blend



Stone Creek Ranch, La Quinta, CA, 2/3 B317-R Taupe Smoke Blend,
1/3 B340-R Vintage Red Blend



Recreation Center, Turret Tile, F45 Tobacco,
F40 Natural Red, 2F43 Brick Red



Gold Nugget Award Winner – Photo Provided Courtesy of Andrew Pierce Builders, Palm Desert, CA, Two-Piece Corona Tapered Mission – Custom Blend CB227-R



Custom House, HI, Two Piece Mission, B305 Weathered Green



Custom House, HI, One Piece "S" Mission, B335 Aloha Blend





Pacific Highlands Ranch Fire Station, San Diego, CA, 75% B301 Old Mission Blend and 25% 2F34 Carmel



Club House, Lake Las Vegas, NV, B301 Old Mission Blend[®] with Turret Tile[®]





Hyatt Regency, Huntington Beach, CA One Piece "S" Mission, B301 Old Mission Blend



Eleanor Roosevelt High School, Corona, CA, One Piece "S" Mission, Custom Blend





Port Europe, Wakayama Marine Resort in Japan. This project utilized various sizes of two piece mission tiles with custom blends.






Custom House, Southern CA. Custom Blend






Terranea Resort, Rancho Palos Verdes, CA, Various Custom Blends, Two Piece Eave to One Piece S installation





Marriott Newport Coast Villas, Newport Coast, CA, Various Custom Blends





Custom Residence, Riverside, CA: B301 Old Mission Blend



One Piece "S" Mission™ Tile

Over 100 years of experience has allowed MCA to produce a superior tile that will last for generations. Having only 75 pieces of tile per square, the One Piece "S" style is a tremendous labor saving product. It is widely used on residential, commercial, military and institutional buildings.


"S" Mission tile is available in a great selection of colors and blends, including colors rated Cool Roof by the CRRRC. In addition, the "S" tile's natural ventilation properties translate into cooler attic temperatures in summer and warmer temperatures in winter. Energy efficient and labor saving, One Piece "S" Mission is the best clay roof tile value in the industry.

One Piece "S" Mission tile is made in the USA and is ASTM C1167 Grade 1, the highest quality available. It is competitively priced and backed by a 50-year limited warranty.

For more information, please contact MCA Sales office at 1-800-736-6221 or email sales@mca-tile.com.

CC/CODES, CERTIFICATIONS

- ICC Report ESR-2144
- Class A, E108 (UL790)
- ASTM C 1167 Grade 1
- Miami-Dade County, FL NOA No. 12.0320.32, (Exp. date: 7/11/17)
- Florida Building Code - FL1109-R2



TILE SPECIFICATIONS:

Actual size:	19" x 14.5"
Exposed size:	16" x 12" O.C.
Weight per square:	788 lbs.
Weight per piece:	10.5 lbs.
No. of pieces per sq:	75 pcs


METRIC TILE SPECIFICATIONS:

Actual size:	483mm x 356mm
Exposed size:	406mm x 305mm O.C.
Weight per M2:	38 kg.
Weight per piece:	4.8 kg.
No. of pieces per square:	8.0 pcs.

Metric conversion of lumber is actual dimensions of lumber; use lumber of the closest dimensions available.

*Dimension of the head of the tile.




F40 Natural Red 
 Solar Reflectance Avg. - 0.45
 Thermal Emittance Avg. - 0.88




2F43 Brick Red 
 Solar Reflectance Avg. - 0.42
 Thermal Emittance Avg. - 0.84




2F23 Canyon Red 
 Solar Reflectance Avg. - 0.36
 Thermal Emittance Avg. - 0.88




B202 Desert Blend 
 Solar Reflectance Avg. - 0.43
 Thermal Emittance Avg. - 0.88



B301 Old Mission Blend 
 Solar Reflectance Avg. - 0.43
 Thermal Emittance Avg. - 0.86



B307 Mediterranean Blend 
 Solar Reflectance Avg. - 0.584
 Thermal Emittance Avg. - 0.84



B308 Canyon Red Blend 
 Solar Reflectance Avg. - 0.42
 Thermal Emittance Avg. - 0.88



B330-R Old Santa Barbara Blend 
 Solar Reflectance Avg. - 0.29
 Thermal Emittance Avg. - 0.84



B305 Weathered Green Blend 
 Solar Reflectance Avg. - 0.43
 Thermal Emittance Avg. - 0.82

NOTE: Some tiles may have slight variations in color due to the inherent nature of clay tile and the limitations of the lithographic printing process.



B317-R Taupe Smoke Blend
 Solar Reflectance Avg. - 0.37
 Thermal Emittance Avg. - 0.84



B334-R Rustic Smoke Blend
 Solar Reflectance Avg. - 0.32
 Thermal Emittance Avg. - 0.85



B318-R Café Rustic Blend
 Solar Reflectance Avg. - 0.37
 Thermal Emittance Avg. - 0.86



B340-R Vintage Red Blend
 Solar Reflectance Avg. - 0.29
 Thermal Emittance Avg. - 0.84



B320-R Rustic Red Blend
 Solar Reflectance Avg. - 0.35
 Thermal Emittance Avg. - 0.84



B322 Santa Maria Blend
 Solar Reflectance Avg. - 0.40
 Thermal Emittance Avg. - 0.84



B412 La Paz Blend
 Solar Reflectance Avg. - 0.40
 Thermal Emittance Avg. - 0.84






B220 Madrid Blend
 Solar Reflectance Avg. - 0.25
 Thermal Emittance Avg. - 0.84



B351 San Ramon Blend
 Solar Reflectance Avg. - 0.34
 Thermal Emittance Avg. - 0.83

NOTE: Some tiles may have slight variations in color due to the inherent nature of clay tile and the limitations of the lithographic printing process.

Color Selection

					
White Buff F44 CRRP Product ID # 0882-0028 Solar Reflectance - 0.76 Thermal Emittance - 0.84	Peach Buff F47 CRRP Product ID # 0882-0021 Solar Reflectance - 0.52 Thermal Emittance - 0.82	Rustic Red Light CC135L Solar Reflectance - 0.43 Thermal Emittance - 0.84	Rustic Red Medium CC135M-R Solar Reflectance - 0.34 Thermal Emittance - 0.84	Rustic Red Dark CC135D-R Solar Reflectance - 0.29 Thermal Emittance - 0.84	Carmel Full 2F34 CRRP Product ID # 0882-0023 Solar Reflectance - 0.35 Thermal Emittance - 0.82
					
Natural Red F40 CRRP Product ID # 0882-0030 Solar Reflectance - 0.45 Thermal Emittance - 0.88	Brick Red 2F43 CRRP Product ID # 0882-0027 Solar Reflectance - 0.42 Thermal Emittance - 0.84	Canyon Red Flash F23 Solar Reflectance - 0.36 Thermal Emittance - 0.84	Canyon Red Full 2F23 CRRP Product ID # 0882-0031 Solar Reflectance - 0.36 Thermal Emittance - 0.88	Burnt Sienna F22 Solar Reflectance - 0.29 Thermal Emittance - 0.84	Burnt Sienna Full 2F22 Solar Reflectance - 0.25 Thermal Emittance - 0.84
					
Café Rustic Light CC136L-R CRRP Product ID # 0882-0033 Solar Reflectance - 0.37 Thermal Emittance - 0.96	Café Rustic Medium CC136M-R CRRP Product ID # 0882-0033 Solar Reflectance - 0.37 Thermal Emittance - 0.96	Café Rustic Dark CC136D-R CRRP Product ID # 0882-0033 Solar Reflectance - 0.37 Thermal Emittance - 0.96	Weathered Green Light CC137L CRRP Product ID # 0882-0003 Solar Reflectance - 0.43 Thermal Emittance - 0.82	Weathered Green Medium CC137M CRRP Product ID # 0882-0003 Solar Reflectance - 0.43 Thermal Emittance - 0.82	Weathered Green Dark CC137D CRRP Product ID # 0882-0003 Solar Reflectance - 0.43 Thermal Emittance - 0.82
					
Old Santa Barbara Light CC16L-R Solar Reflectance - 0.33 Thermal Emittance - 0.84	Old Santa Barbara Medium CC16M-R Solar Reflectance - 0.29 Thermal Emittance - 0.84	Old Santa Barbara Dark CC16D-R Solar Reflectance - 0.25 Thermal Emittance - 0.84	Vintage Red CC139-R Solar Reflectance - 0.31 Thermal Emittance - 0.84	Tobacco F45 Solar Reflectance - 0.42 Thermal Emittance - 0.86	Tobacco Full 2F45 CRRP Product ID # 0882-0026 Solar Reflectance - 0.42 Thermal Emittance - 0.86
					
Taupe Smoke Light CC134L-R Solar Reflectance - 0.40 Thermal Emittance - 0.85	Taupe Smoke Medium CC134M-R Solar Reflectance - 0.33 Thermal Emittance - 0.84	Taupe Smoke Dark CC134D-R Solar Reflectance - 0.25 Thermal Emittance - 0.84	Carbon Flash F28 Solar Reflectance - 0.33 Thermal Emittance - 0.83	Mahogany 2F72 Solar Reflectance - 0.25 Thermal Emittance - 0.84	Ironwood 2F19 Solar Reflectance - 0.25 Thermal Emittance - 0.84

NOTE: Some tiles may have slight variations in color due to the inherent nature of clay tile and the limitations of the lithographic printing process.



Arista at the Crosby by Davidson Homes, Rancho Santa Fe, CA. Roof Tile Color Selected by Studio Conover : Color, B320-R Rustic Red Blend 

Classic "S" Mission™ Tile

MCA is proud to announce the most recent addition to our standard tile profile lines- our Classic "S" Mission Tile.

Classic "S" Mission offers a true two-piece tile look while offering the installation and weight savings of a standard "S" tile. Classic "S" installed with a two-piece eave line will astound you with the almost unbelievable look of two piece tile. Fooling all but the most experienced, "only your roofer will know for sure....."


Classic "S Mission tile is available in Natural Red or in an array of colors, blends and textures, including sand cast, to create a signature roof for your custom home or project.

Many of these colors and blends are Energy Star® and Cool Roof rated products that can qualify for LEED points and save the end user money and energy. A 50-Year Limited Warranty is available on all M.C.A. Tiles.

For more information, please contact MCA Sales office at 1-800-736-6221 or email sales@mca-tile.com.

CC/CODES, CERTIFICATIONS

- ICC Report ESR-2144
- ASTM C 1167 Grade 1
- Florida Building Code - FL1109-R2
- Class A, E108 (UL790)



TILE SPECIFICATIONS:

Actual size:	19" x 12"
Exposed size:	16" x 10" O.C.
Weight per square:	788 lbs.
Weight per piece:	8.75 lbs.
No. of pieces per sq:	90 pcs

METRIC TILE SPECIFICATIONS:

Actual size:	483mm x 305mm
Exposed size:	408mm x 254mm O.C.
Weight per M2:	35.56 kg/m2
Weight per piece:	3.67 kg.
No. of pieces per square:	9.69 pcs/M2

Metric conversion of lumber is actual dimensions of lumber; use lumber of the closest dimensions available.

*Dimension of the head of the tile.

US Patent No. D650096




B330-R Old Santa Barbara Blend 
 Solar Reflectance Avg. - 0.29
 Thermal Emittance Avg. - 0.84




B318-R Café Rustic Blend 
 Solar Reflectance Avg. - 0.37
 Thermal Emittance Avg. - 0.86



B340-R Vintage Red Blend 
 Solar Reflectance Avg. - 0.29
 Thermal Emittance Avg. - 0.84




B332-R Houstonian Blend 
 Solar Reflectance Avg. - 0.38
 Thermal Emittance Avg. - 0.84



B320-R Rustic Red Blend 
 Solar Reflectance Avg. - 0.42
 Thermal Emittance Avg. - 0.54



B317-R Taupe Smoke Blend 
 Solar Reflectance Avg. - 0.37
 Thermal Emittance Avg. - 0.84



CB364-R Vintage Carmel Blend 



CB389-SC Marco Blend

NOTE: Some tiles may have slight variations in color due to the inherent nature of clay tile and the limitations of the lithographic printing process.



Marriott's Newport Coast Villas, Newport Coast, CA - 4 Different Custom Blends: CB228-R, CB227-R, CB301-R, CB233-R

Corona Tapered Mission™ Tile

The most popular two-piece clay roof tile in the industry, Corona Tapered Mission tile brings the traditional beauty and warmth of Tuscan or Hacienda design to any project. Add distinction and style to custom homes and commercial buildings with this versatile clay tile. Combined with MCA's Turret Tile®, the appeal of Corona Tapered Mission Tile is extraordinary.

Build Green when specifying Corona Tapered Mission Cool Roof Tile and at no additional charge. This tile is available in a wide range of colors and blends all rated Cool Roof by the CRRC and can earn LEEDs points.



Corona Tapered Mission Tile is made in the USA and is ASTM C1167 Grade 1, the highest quality available, meeting all freeze/thaw and salt intrusion conditions. It is competitively priced and backed by a 50-year limited warranty.

For more information, please contact MCA sales office at 1-800-736-6221 or visit the website at www.mca-tile.com.

CC/CODES, CERTIFICATIONS

- ICC Report ESR-2144
- Class A, E108 (UL790)
- ASTM C1167, Grade 1
- Florida Building Code - FL1109-R2



TILE SPECIFICATIONS:

Actual size:	19" x 8.71" (5.94")*
Exposed size:	16" x 12" O.C.
Weight per square:	1050 lbs
Weight per piece:	7 lbs
No. of pieces per sq:	150 pcs


METRIC TILE SPECIFICATIONS:

Actual size:	483mm x 222mm (151mm)*
Exposed size:	406mm x 305mm
Weight per M2:	51.27 kg
Weight per piece:	3.18 kg
No. of pieces per M2:	16.15 pcs

Metric conversion of lumber is actual dimensions of lumber; use lumber of the closest dimensions available.

*Dimension of the head of the tile.




F40 Natural Red 
 Solar Reflectance Avg. - 0.45
 Thermal Emittance Avg. - 0.88




2F43 Brick Red 
 Solar Reflectance Avg. - 0.42
 Thermal Emittance Avg. - 0.84




2F23 Canyon Red 
 Solar Reflectance Avg. - 0.36
 Thermal Emittance Avg. - 0.88




2F34 Carmel 
 Solar Reflectance Avg. - 0.35
 Thermal Emittance Avg. - 0.82



B319-R Ivory Smoke Blend 
 Solar Reflectance Avg. - 0.433
 Thermal Emittance Avg. - 0.82




B331-R Zorro Blend 
 Solar Reflectance Avg. - 0.383
 Thermal Emittance Avg. - 0.82




B320-R Rustic Red Blend 
 Solar Reflectance Avg. - 0.42
 Thermal Emittance Avg. - 0.84




B332-R Houstonian Blend 
 Solar Reflectance Avg. - 0.38
 Thermal Emittance Avg. - 0.84




B327 Old Saguaro Blend 
 Solar Reflectance Avg. - 0.41
 Thermal Emittance Avg. - 0.83

NOTE: Some tiles may have slight variations in color due to the inherent nature of clay tile and the limitations of the lithographic printing process.




B301 Old Mission Blend® 
 Solar Reflectance Avg. - 0.430
 Thermal Emittance Avg. - 0.86




B308 Canyon Red Blend 
 Solar Reflectance Avg. - 0.42
 Thermal Emittance Avg. - 0.88



B322 Santa Maria Blend 
 Solar Reflectance Avg. - 0.40
 Thermal Emittance Avg. - 0.84




B220 Madrid Blend 
 Solar Reflectance Avg. - 0.25
 Thermal Emittance Avg. - 0.84




B330-R Old Santa Barbara Blend 
 Solar Reflectance Avg. - 0.29
 Thermal Emittance Avg. - 0.84




B340-R Vintage Red Blend 
 Solar Reflectance Avg. - 0.29
 Thermal Emittance Avg. - 0.84




B318-R Cafe Rustic Blend 
 Solar Reflectance Avg. - 0.37
 Thermal Emittance Avg. - 0.96







B351 San Ramon Blend 
 Solar Reflectance Avg. - 0.34
 Thermal Emittance Avg. - 0.84



B323 Ironwood Blend 
 Solar Reflectance Avg. - 0.37
 Thermal Emittance Avg. - 0.84

NOTE: Some tiles may have slight variations in color due to the inherent nature of clay tile and the limitations of the lithographic printing process.

Color Selection

 <p>Ivory Smoke Light CC133L-R CRRP Product ID # 0882-0018 Solar Reflectance - 0.51 Thermal Emittance - 0.82</p>	 <p>Ivory Smoke Medium CC133M-R CRRP Product ID # 0882-0019 Solar Reflectance - 0.45 Thermal Emittance - 0.82</p>	 <p>Ivory Smoke Dark CC133D-R CRRP Product ID # 0882-0020 Solar Reflectance - 0.34 Thermal Emittance - 0.83</p>	 <p>Rustic Red Light CC135L-R Solar Reflectance - 0.43 Thermal Emittance - 0.84</p>	 <p>Rustic Red Medium CC135M-R Solar Reflectance - 0.34 Thermal Emittance - 0.84</p>	 <p>Rustic Red Dark CC135D-R Solar Reflectance - 0.29 Thermal Emittance - 0.84</p>
 <p>Cafe Rustic Light CC136L-R CRRP Product ID # 0882-0033 Solar Reflectance - 0.37 Thermal Emittance - 0.96</p>	 <p>Cafe Rustic Medium CC136M-R CRRP Product ID # 0882-0033 Solar Reflectance - 0.37 Thermal Emittance - 0.96</p>	 <p>Cafe Rustic Dark CC136D-R CRRP Product ID # 0882-0033 Solar Reflectance - 0.37 Thermal Emittance - 0.96</p>	 <p>Weathered Green Light CC137L CRRP Product ID # 0882-0003 Solar Reflectance - 0.43 Thermal Emittance - 0.82</p>	 <p>Weathered Green Medium CC137M CRRP Product ID # 0882-0003 Solar Reflectance - 0.43 Thermal Emittance - 0.82</p>	 <p>Weathered Green Dark CC137D CRRP Product ID # 0882-0003 Solar Reflectance - 0.43 Thermal Emittance - 0.82</p>
 <p>Zorro Smoke Light CC138L-R CRRP Product ID # 0882-0015 Solar Reflectance - 0.33 Thermal Emittance - 0.82</p>	 <p>Zorro Smoke Medium CC138M-R CRRP Product ID # 0882-0016 Solar Reflectance - 0.38 Thermal Emittance - 0.82</p>	 <p>Zorro Smoke Dark CC138D-R CRRP Product ID # 0882-0017 Solar Reflectance - 0.44 Thermal Emittance - 0.83</p>	 <p>Old Santa Barbara Light CC16L-R Solar Reflectance - 0.33 Thermal Emittance - 0.84</p>	 <p>Old Santa Barbara Medium CC16M-R Solar Reflectance - 0.29 Thermal Emittance - 0.84</p>	 <p>Old Santa Barbara Dark CC16D-R Solar Reflectance - 0.25 Thermal Emittance - 0.84</p>
 <p>Natural Red F40 CRRP Product ID # 0882-0030 Solar Reflectance - 0.45 Thermal Emittance - 0.88</p>	 <p>Cinnamon - 2F18 CRRP Product ID # 0882-0032 Solar Reflectance - 0.35 Thermal Emittance - 0.97</p>	 <p>Brick Red 2F43 CRRP Product ID # 0882-0027 Solar Reflectance - 0.42 Thermal Emittance - 0.84</p>	 <p>Antique Flash F42 Solar Reflectance - 0.31 Thermal Emittance - 0.85</p>	 <p>Tobacco Flash 2F45 CRRP Product ID # 0882-0026 Solar Reflectance - 0.42 Thermal Emittance - 0.86</p>	 <p>Canyon Red 2F23 CRRP Product ID # 0882-0031 Solar Reflectance - 0.36 Thermal Emittance - 0.88</p>
 <p>Carmel 2F34 CRRP Product ID # 0882-0023 Solar Reflectance - 0.35 Thermal Emittance - 0.82</p>	 <p>Mahogany 2F72 Solar Reflectance - 0.25 Thermal Emittance - 0.84</p>	 <p>Vintage Red Medium CC139M-R Solar Reflectance - 0.31 Thermal Emittance - 0.84</p>	 <p>Burnt Sienna 2F22 Solar Reflectance - 0.25 Thermal Emittance - 0.84</p>	 <p>Ironwood 2F19 Solar Reflectance - 0.25 Thermal Emittance - 0.84</p>	 <p>Carbon 2F28 Solar Reflectance - 0.25 Thermal Emittance - 0.84</p>

NOTE: Some tiles may have slight variations in color due to the inherent nature of clay tile and the limitations of the lithographic printing process.



Custom Residence –Laguna Hills, CA Blend consists of 36% CF204-SC, 18% 2F45-SC, 18% CF51-SC, 18% RB01-SC, 10% 2F99-SC



Classic Tapered Mission™ Tile

Combining a high crown and narrow profile with rustic colors and textures, Classic Tapered Mission™ tile radiates old world charm. Available in many textures, including popular Sand Cast and Vintage, this tile has been used on many custom homes and commercial buildings, as well as restorations of historical buildings.

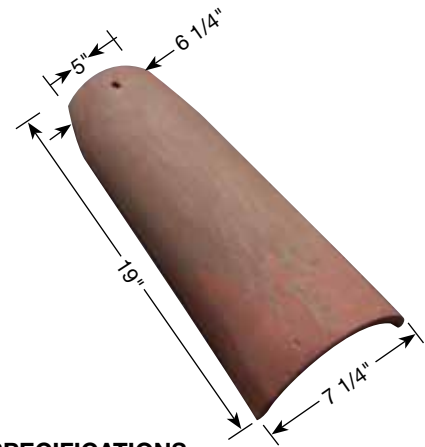
Choose from our Designer’s Selection or create your own custom blend.

Classic Tapered Mission™ tile is made in the USA and is ASTM C1167 Grade 1, the highest quality clay roof product available. Competitively priced, this product is also backed by a 50-year limited warranty.

For more information, please contact MCA sales office at 1-800-736-6221 or sales@mca-tile.com.

CC/CODES, CERTIFICATIONS

- ICC Report ESR-2144
- Class A, E108 (UL790)
- ASTM C1167, Grade 1
- Florida Building Code - FL1109-R2



TILE SPECIFICATIONS:

Actual size:	19" x 7 1/4" (5")
Exposed size:	16" x 10" O.C.
Weight per square:	990 lbs.
Weight per piece:	5.5 lbs.
No. of pieces per sq:	180

METRIC TILE SPECIFICATIONS:

Actual size:	483mm x 184mm (127m)
Exposed size:	406mm x 254mm O.C.
Weight per M2:	48.34 kg.
Weight per piece:	2.49 kg.
No. of pieces per M2:	19.38


Metric conversion of lumber is actual dimensions of lumber; use lumber of the closest dimensions available.

*Dimension of the head of the tile.




CB383 Teja Bianco Blend 



F46-MSC Veneto Diore Blend 



F4645-MSC Tuscan Gold Blend 



CB387-SC Solare Blend 



2F43-S Rosso Anitco Blend 




CB360-SC Café Mocca Blend 



CB364-R Vintage Carmel Blend 




2F43-MSC Villa Rosso Blend 



2F45-MSC Tierra Brown Blend 

NOTE: Some tiles may have slight variations in color due to the inherent nature of clay tile and the limitations of the lithographic printing process.




CB414-SC Arena Dorada Blend 




CB415-SC Teja Viejo Blend 




CB428-R Doheny Blend 




CB404-SC Laguna del Monte Blend 




CB389-SC Marco Blend 




CB421-SC Puerto Nuevo Blend 



CB419-SC Adobe Antigua Blend 



CB417-SC Casa Antigua Blend 



CB416-SC Café Viejo Blend 

NOTE: Some tiles may have slight variations in color due to the inherent nature of clay tile and the limitations of the lithographic printing process.



Teja Bianco Light
CB383L



Teja Bianco Medium
CB383M



Teja Bianco Dark
CB383D



Veneto Diores Light
CB372L-SC



Veneto Diores
Medium
CB372M-SC



Veneto Diores Dark
CB372D-SC



Tuscan Gold Light
CB382L-SC



Tuscan Gold
Medium
CB382M-SC



Tuscan Gold Dark
CB382D-SC



Solare Light
CB387L-SC



Solare Medium
CB387M-SC



Solare Dark
CB387D-SC



Rosso Antico Light
2F43L-S



Rosso Antico
Medium
2F43M-S



Rosso Antico Dark
2F43D-S



Vintage Green Light
CB388L-R



Vintage Green
Medium
CB388M-R



Vintage Green Dark
CB388D-R



Café Mocca Light
CB360L-SC



Café Mocca
Medium
CB360M-SC



Café Mocca Dark
CB360D-SC



Vintage Carmel
Light
CB364L-R



Vintage Carmel
Medium
CB364M-R



Vintage Carmel Dark
CB364D-R



Villa Rosso Light
2F43-MSCL



Villa Rosso Medium
2F43-MSCM



Villa Rosso Dark
2F43-MSCD



Tierra Brown Light
2F45-MSCL



Tierra Brown
Medium
2F45-MSCM



Tierra Brown Dark
2F45-MSCD

NOTE: Some tiles may have slight variations in color due to the inherent nature of clay tile and the limitations of the lithographic printing process.



CB399 Agoura Hills Blend (Tops: 2F19, 30%, B330-R 30%, 2F45 20%, F40 20%, Pans: 2F45 60%, F40 40%) Agoura Hills, CA

Roman Pan Tile

Roman Pan Tile is truly an architectural legacy of Ancient Roman and Greek artistic design. Re-creating this traditional flat Roman Pan and pairing it with high-crown Classic Tapered Mission Tops, MCA captures this timeless architecture for both commercial and custom residential projects.

Available in a variety of textures, including popular Sand Cast and Vintage, and an endless array of cool roof-rated colors and blends, MCA Roman Pan Tile adds an inviting Tuscan look to any building. Choose from our Designer's Blends, or create your own custom blend.

MCA Roman Pan Tile is made in the USA and is ASTM C1167 Grade 1, the highest quality clay product available.

Competitively priced, this product is also backed by a 50-year limited warranty.

For more information, please contact MCA sales office at 1-800-736-6221 or sales@mca-tile.com

CC/CODES, CERTIFICATIONS

- ICC Report ESR-2144
- Class A, E108 (UL790)
- ASTM C1167, Grade 1
- Florida Building Code - FL1109-R2



TILE SPECIFICATIONS:

Actual Size:	19" x 10"
Exposed Size:	16" x 12" O.C.
Weight per Square:	1050 lbs.
Weight per Piece Pan:	8 lbs.
Weight per Piece Top:	6 lbs.
No. of Pieces per Square:	150

METRIC TILE SPECIFICATIONS:

Actual Size:	483mm x 254mm
Exposed Size:	406mm x 305mm
Weight per M2:	51.27 kg
Weight per Piece Pan:	3.63 kg
Weight per Piece Top:	2.72 kg
No. of Pieces per M2:	16.15 pcs

Metric conversion of lumber is actual dimensions of lumber; use lumber of the closest dimensions available.

*Dimension of the head of the tile.



Teja Bianco
CB383M



Veneto Diores
CB372M



Tuscan Gold
CB382M



Cinnamon
2F18



Natural Red
F40



Brick Red
2F43



Canyon Red
2F23



Cafe Rustic
CC136M



Antique Kiln Flash
CB397



Old Santa Barbara
CC16M



Mahogany
2F72



Burnt Sienna
2F22



Tobacco
2F45



Carbon
2F28



Taupe Smoke
CC134M



Ironwood
2F19

NOTE: Some tiles may have slight variations in color due to the inherent nature of clay tile and the limitations of the lithographic printing process.

Designer's Selections



NOTE: Some tiles may have slight variations in color due to the inherent nature of clay tile and the limitations of the lithographic printing process.



B331-R Zorro Blend



CB361-SC Montage Blend



CB397 Antique Kiln Flash Blend



CB393 Firestone Flash Blend



B308 Canyon Red Blend



B340-R Vintage Red Blend



B330-R Old Santa Barbara Blend



CB228 Shady Canyon Blend



CB399 Agoura Hills Blend



NOTE: Some tiles may have slight variations in color due to the inherent nature of clay tile and the limitations of the lithographic printing process.



Honolulu Hale: Honolulu, HI: Historical Restoration Project: B308 Canyon Red Blend



8-inch Straight Barrel Mission

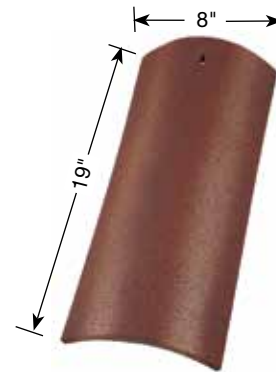
8-Inch Straight Barrel Mission clay roof tile has been produced on the West Coast for more than 100 years and can be seen on many churches, civic centers, and universities. MCA is able to reproduce this timeless classic for restoration of historical projects, as well as for new construction. MCA has mastered the art of replicating the colors and textures of very old tile to match existing tile on earlier period buildings, or to give new buildings a seasoned, historic appeal with Cool Roof rated colors.

8-Inch Straight Barrel Mission tile is made in the USA and is ASTM C1167 Grade I, the highest quality of clay roof tile available. Competitively priced, this product is also backed by a 50-year limited warranty.

For more information, please contact MCA Sales office at 800-736-6221, or by email at sales@mca-tile.com, or visit the website at www.mca-tile.com.

CC/CODES, CERTIFICATIONS

- ICC Report ESR-2144
- Class A, E108 (UL790)
- ASTM C1167, Grade 1
- Florida Building Code - FL1109-R2



TILE SPECIFICATIONS:

Actual Size:	19" x 8"
Exposed Size:	16" x 11" O.C.
Weight per Square:	1070 lbs.
Weight per Piece Pan:	8.52 lbs.
No. of Pieces per Square:	164 pcs

METRIC TILE SPECIFICATIONS:

Actual Size:	483mm x 254mm
Exposed Size:	406mm x 279mm O.C.
Weight per Square:	52.24 kg
Weight per Piece Pan:	2.96 kg
No. of Pieces per M2	15 pcs

Metric conversion of lumber is actual dimensions of lumber; use lumber of the closest dimensions available.
*Dimension of the head of the tile.



F40 Natural Red
Solar Reflectance Avg. - 0.45
Thermal Emittance Avg. - 0.88



2F43 Brick Red
Solar Reflectance Avg. - 0.42
Thermal Emittance Avg. - 0.84



2F22 Burnt Sienna
Solar Reflectance Avg. - 0.25
Thermal Emittance Avg. - 0.84



CB366 Alexander & Baldwin Blend



B308 Canyon Red Blend
Solar Reflectance Avg. - 0.42
Thermal Emittance Avg. - 0.88



CB425 Nob Hill Blend
Solar Reflectance Avg. - 0.44
Thermal Emittance Avg. - 0.88



NOTE: Some tiles may have slight variations in color due to the inherent nature of clay tile and the limitations of the lithographic printing process.



Wilshire United Methodist Church, Los Angeles, CA: Historical Restoration Project: Custom Colors to match original roof tile colors.



Recreation Center, Turret Tile - F45 Tobacco, F40 Natural Red, 2F43 Brick Red (360° Turret Tile®)



Turret Tile®

MCA has earned a global reputation as the leading innovator in Turret Tile® design and manufacturing. With a truly unique turret system, there is no need for roofing contractors to cut tiles to fit the shape of a conical roof. Eliminating unnecessary extra labor, MCA customizes the tiles for every job, with larger tiles at the bottom, medium in the center, and small, tapered tiles at the top. Enhanced by computer design, the exact number of each size is precisely calculated to fit a turret roof of any size.

Turret Tile® is available in Natural Red, flashed, and standard blends. Custom colors and custom blends are also available.

Turret Tile® is pre-cut decorative roof tile and requires a watertight membrane.

For more information, contact MCA Sales Office at 800-736-6221, by email at sales@mca-tile.com, or visit the website at mca-tile.com

CC/CODES, CERTIFICATIONS

- ICC Report ESR-2144
- ASTM C1167, Grade 1
- Class A, E108 (UL790)



How to Receive an Estimate for MCA Turret Tile®:

Simply send MCA a scaled roof drawing or the following information:

- Roof Pitch
- Diameter of Turret Roof
- Angle in Degrees of Turret (example 360° or 180°)

We will provide your cost to an MCA Authorized Distributor in your area.

Turret Project Portfolio



Custom House: B305 Weathered Green Blend: 180° & 75° Turret Tiles®



Custom House: F40 Natural Red; 180° & 180° eyebrow Turret Tile®



Church: 2F22 Burnt Siena: 180° & 360° Turret Tiles®



Club House: B301 Old Mission Blend®: 360° Turret Tile®



Civic Center: Custom Blend: Curved Roof & 360° Turret Tile®





Japanese Black C-09 (Ibushi) — Long Beach, CA

Oriental-Japanese Style

M.C.A.'s Oriental-Japanese tile is a unique, interlocking, high quality tile made in the Japanese tradition. This beautiful clay tile is available in grayish smoked, and various glazed colors and will keep its distinctive appearance while withstanding constant exposure to any weather condition.

Traditional designs, as in a Japanese style temple or teahouse, will feature ornaments in various shapes and sizes. The most traditional color used for a Japanese style teahouse or temple is the C09 Japanese Black. This color originated in China and was brought to Japan over 1400 years ago. Japanese Black, called "Ibushi" in Japan, is smoked and is a through body color.


Without the use of decorative ornaments, Oriental-Japanese Style tile is also suitable for western, contemporary designs.

A 50-Year Limited Warranty is available on all M.C.A. tiles.

For more information, please contact MCA sales office at 1-800-736-6221 or sales@mca-tile.com.

CC/CODES, CERTIFICATIONS

- ICC Report ESR-2144
- Class A, E108 (UL790)
- Miami-Dade County, FL NOA No. 12.1219.12
- ASTM C1167, Grade 1
- (Expiration Date 12/20/2017)
- Florida Building Code - FL1109-R2
- Made in Japan



TILE SPECIFICATIONS:

Actual size:	12" x 12"
Exposed size:	10 1/2" x 9 1/2"
Weight per square:	864 lbs
Weight per piece:	6 lbs
No. of pieces per sq:	144 pcs

METRIC TILE SPECIFICATIONS:

Actual size:	305mm x 305mm
Exposed size:	266mm x 241mm
Weight per M2:	54 kg
Weight per piece:	3.6 kg
No. of pieces per M2:	15.5 pcs



Blue C01



Japanese Black C09



Maroon C07



Dark Green C05



Gray C10



Metallic Silver C23



Maple C12



Chinese Gold C02



Black C03



Matte Brown C14

NOTE: Some tiles may have slight variations in color due to the inherent nature of clay tile and the limitations of the lithographic printing process.



Temecula, California — Metallic Silver C23



Re-Roof Project, Encino, California — Japanese Black C09


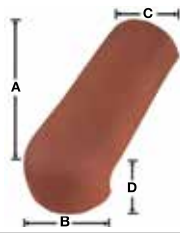

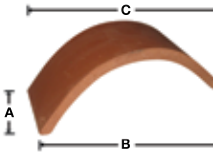

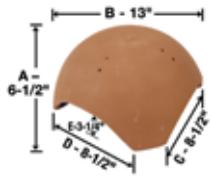

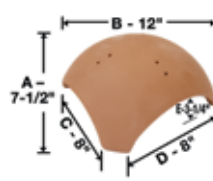








Residence, New Mexico — Blue C01

Product	Product ID #	Dimensions		Product	Product ID #	Dimensions	
	SA01 Old LA Brick S (139 pcs/Sq)	A	14"		TM02 San Diego Mission Old Tile Custom sizes are Available	A	18"
		B	11.75"			B	9.5"
		C	11.75"			C	7.5"
		D	2.25"			D	4"
		E	0.5"			E	0.75"
	SA03 Old LA Brick Gable Right	A	14"		T402 Old UC Berkeley Mission Custom sizes are Available	A	17"
		B	10.5"			B	9"
		C	10.5"			C	7"
		D	3.75"			D	3.75"
		E	0.5"			E	0.5"
	SA04 Old LA Brick Gable Left	A	14"		VG02/03/04 90 degree Ridge or Gable Tile (R/L) Custom sizes are Available	A	14"
		B	6.75"			B	6"
		C	6.75"			C	6"
		D	3.25"			D	3.25"
		E	0.5"			E	0.5"
	SB01 Old LA Brick Baby S (199 pcs/Sq)	A	13"		VF02 90 degree Ridge Tile Custom sizes are Available	A	19"
		B	8.25"			B	8.5"
		C	8.25"			C	7.25"
		D	2.25"			D	2.5"
		E	0.5"			E	0.5"
	SF01 Old GM S (153 pcs/Sq)	A	13.5"		OA Old Clay Shingle (12 inch long) Custom sizes are Available	A	12"
		B	10.5"			B	6"
		C	10.5"			C	6"
		D	2.5"			D	0.5"
		E	0.5"			E	0.5"
	SK01 Double S	A	14.5"		CF11 Old Clay Shingle Custom sizes are Available	A	19"
		B	11.5"			B	8"
		C	11.5"			C	8"
		D	2"			D	0.5"
		E	0.5"			E	0.5"
	DM02 10 inch Wide Straight Mission	A	19"		T405 Bird Stop Custom sizes are Available	A	7.5"
		B	10"			B	
		C	10"			C	
		D	3.25"			D	4.25"
		E	0.75"			E	0.5"

Dimensions: A = Length | B = Width Bottom | C = Width Top | D = Crown Height | E = Thickness

NOTE: Dimensions are approximate.

Product	Product ID #	Dimensions	Product	Product ID #	Dimensions
	DS02 Two Piece Eave Top	A B C D E		M077 Hip Closure	A 19" B 7.5" C 7.5" D 5" E 0.5"
	DS07 Two Piece Eave Pan	A B C D E		CR17 Clay Wind Screen Tile	A 3" B 8" C 8" D 2.75" E 0.5"
	DS18 Two Piece Eave Booster	A B C D E		K007 3 Forked Dome Ridge 6-1/2" Med – 4.35 lbs.	A 14" B 6" C 6" D 3.25" E 0.5"
	DSE5 Two Piece Eave Birdstop	A B C D E		K008 3 Forked Dome Ridge 7-1/2" Large – 5.7 lbs	A 7-1/2" B 12" C 8" D 8" E 3-1/4"
	K010 Hexagon Finial 11.5 lbs.	A 15" B 9" C 8" D E		K001 Ball – 9" Large Round Base 4 lbs.	A 11" B 9" C 6" D E
	K011 Hexagon Finial 16.5 lbs	A 22" B 15" C 8" D E		K002 Ball – 7" Small Round Base 4 lbs.	A 12" B 7" C 8" D E
	K012 Octagon Finial 11.5 lbs.	A 21" B 13" C 11" D E		K005 Spike – 7" Round Base 3.45 lbs.	A 15" B 7" C 8" D E

Dimensions: A = Length | B = Width Bottom | C = Width Top or Ball Diameter | D = Crown Height | E = Thickness
NOTE: Dimensions are approximate.

Dome Tile



Dome Tile is MCA's latest innovation. Nine different sizes of the "Fish Scale" tile are precisely calculated to fit the dome height and circumference. As the circumference of the dome decreases upward, the size of the tiles change to accommodate the variations and achieve a proper fit to the dome surface.*

The clay tile Dome Roof on the Wedding Rotunda at The Resort at Pelican Hill, Newport Coast, CA, has a dome base of 19'5" and dome height, excluding ornament, of 9'8". Approximately 4,000 pieces of Dome Tile were used in its construction. MCA also created the 2" x 2" Metope Tile that can be seen just below the base of the dome.

*This tile is strictly decorative, and a watertight membrane and nailable roof deck surface are required.

For information on Dome Tile construction and installation, please contact MCA Sales Office during the design stage of your project.

MIF108 Interlocking Flat



This unique interlocking flat tile has a built-in wind-lock to meet 150 MPH winds with a nail-on system. This distinctive tile is available in Natural Red (terra cotta), Metallic Silver, Matte Green, Matte Black, and Matte Brown.

TILE SPECIFICATIONS:

Actual size:	13 3/4" x 13 3/4"
Exposed size:	11 1/8" x 12"
Weight per square:	850 lbs
Weight per piece:	7.9 lbs
No. of pieces per sq:	108 pcs

CC/CODES, CERTIFICATIONS

- ICC Report ESR-2144
- Class A, E108 (UL790)
- ASTM C1167, Grade 1
- Florida Building Code - FL1109-R2
- Made in Japan



Improved S



This durable interlocking "S" tile has a built-in wind-lock system and can withstand winds up to 200 MPH. Improved "S" has been used in areas subject to occasional high-wind conditions, such as Guam and the Caribbean. It is available in Blue, Chinese Gold, Dark Green, Maroon, and Metallic Silver.

TILE SPECIFICATIONS:

Actual size:	11 1/4" x 12 1/4"
Exposed size:	10 1/2" x 10 1/2"
Weight per square:	950 lbs
Weight per piece:	7.25 lbs
No. of pieces per sq:	131 pcs

CC/CODES, CERTIFICATIONS

- ICC Report ESR-2144
- Class A, E108 (UL790)
- ASTM C1167, Grade 1
- Miami-Dade County, FL NOA No. 12.1219.11 (Expiration Date 12/20/2017)
- Florida Building Code - FL1109-R2
- Made in Japan



Two Piece Eave to One Piece “S” Application

By simply installing Two Piece Eave tops, pans, boosters and birdstops on the first course, then applying One Piece “S” Mission to the remaining roof area, you can create a Two Piece Mission appearance. Add additional boosting on the eave and field tile, and it becomes almost impossible to distinguish whether or not the roof is actually Two Piece Mission or a Two Piece-to-One Piece application. (See pictures below.) This application will save material costs and labor by more than 30% compared to a regular Two Piece Mission application.



Step 1



Step 2



Step 3



Clay Wind Screen Tile Application

Clay Wind Screen Tile decorations are often seen in the walls or on chimney tops. Just use 8" Straight Barrel Mission and 3" booster tile to create a clay screen tile. (Please see clay wind screen tile on page 33.) Please contact MCA sales office for more information on creating authentic clay wind screen decorations.












Decorative Eave Application



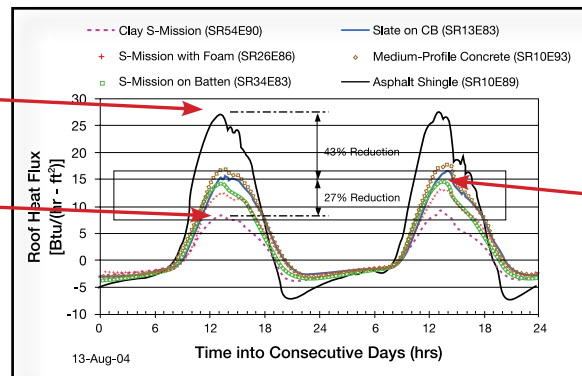
Stack booster tile 3 or 4 layers high under the eave on the wall of the building to create a decorative eave. From the bottom to the top row, the exposure is adjusted to become longer until the top row matches the exposure of the eave tile on the roof.

Over 100 years of experience has allowed MCA to produce superior clay tile.

-  **ASTM C1167 GRADE 1** – MCA is the only Southern California manufacturer who produces ASTM C1167 Grade 1 clay roof tile. This is the highest quality roof tile for use in any climate – including freeze/thaw and coastal zones where salt intrusion may be a problem for lower grade tiles.
-  **COOL ROOF PRODUCTS** – MCA is the only clay roof tile manufacturer in the U.S. that carries over 33 colors and a wide range of reds, browns, and greens that are Cool Roof rated and at no additional cost.
-  **LEED™ QUALIFYING (For Architects)** – MCA Clay Roof Tile can help you earn LEED™ points.
-  **COMPETITIVE PRICES** – The highest quality tile, yet competitively priced with other brand's products.
-  **LABOR SAVER** – With 75 pcs/sq vs. 88 pcs/sq, 13 fewer pcs/sq means MCA "S" tile can reduce labor costs by as much as 17%.
-  **COLORS, BLENDS & TEXTURES** – MCA has the widest selection available for colors, blends and textures.
-  **GREAT CUSTOMER SERVICE & TECHNICAL ASSISTANCE** – Our great customer service/sales team is available to provide assistance in color selection and technical matters. Please call our sales office for referral to your local rep.
-  **50-YEAR LIMITED WARRANTY** – Includes no color fading.

 **BEST ROOF HEAT REDUCTION** – MCA clay "S" Mission roof tiles showed up to a 70% heat reduction entering the house as compared to a roof with asphalt shingles. (Please see footnote¹)

Asphalt Shingle
MCA Clay "S" MissionTile



Concrete "S" Mission on Batten

Footnote 1: William A. Miller, Ph.D., Steep-Slope Assembly Testing of Clay and Concrete Tile with and without Cool Pigmented Colors (Buildings Technology Center, Oak Ridge National Laboratory, November 2005)

OM/OPERATION, MAINTENANCE

Over 100 years of product knowledge has enabled us to create a roof tile that is highly resistant to chipping, wearing and fading. We stand behind our product 100%. To install M.C.A. Tile, use adequate numbers of skilled workmen who are thoroughly trained and experienced in the necessary crafts and who are completely familiar with the specified requirements and the

methods needed for proper performance of the work. M.C.A. Clay Roofing Tile may have color variations due to the inherent natural characteristics of the material used. To avoid color patterning, checkerboarding, spotting and stairstepping, the installer should periodically (after installing 80 pieces of roof tile) check the roof color from the ground level at approximately 40 feet (12m) from the building for a color "range." By following this procedure, patterning

or spotting should be avoided by blending the tiles over the entire deck. If this procedure is not followed, M.C.A. can not be held liable or responsible in any way once the tiles have been installed. All claims should be made in writing before installation of the tiles. No claims will be recognized after the tiles have been installed. Once M.C.A. Roof Tiles are installed, no maintenance is required.



MCA[®]
Clay Roof Tile

MARUHACHI CERAMICS OF AMERICA, INC.
1985 Sampson Ave., Corona, CA 92879, U.S.A.
1-800-736-6221 FAX: (951) 736-6052
www.mca-tile.com Email: sales@mca-tile.com